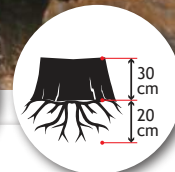
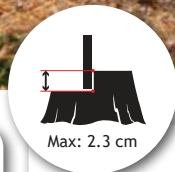


FSI B20




14HP KOHLER or 11HP HONDA PETROL ENGINE



LOW FATIGUE

Individual wheel brakes and turntable design with a well-balanced pivot point makes cutting easy on the operator



NARROW ACCESS

ERGONOMIC

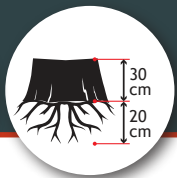
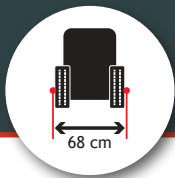
Vibration damped and height-adjustable for improved ergonomics



YOUR CHOICE

Choose between 14HP Kohler CH440 or 11HP HONDA GX390 engine





**8.2 kW / 11 HP
Honda GX390
Petrol**

**10.5 kW / 14 HP
Kohler CH440
Petrol**



FSI B20

Easy to operate and compact stump cutter

- Large and easy-to-operate wheels
- Vibration reduced and height-adjustable handlebar
- Safety bar, disengaging the cutter wheel upon release
- Manual sweep across pivot joint
- Manual brake for each wheel
- Centrifugal clutch
- V-belt drive for optimal power transmission
- Recoil engine starter
- Easily accessible lashing & lifting points
- Tool set

Engine	
Engine size / type	10.5 kW / 14 HP Kohler CH440 8.2 kW / 11.1 HP Honda GX390
Fuel type	Petrol
Tank capacity	Kohler: 7 l / Honda: 6.1 l
Cutting Head	
Diameter	370 mm
Tooth system	FSI 21 - 3 x rotatable
No. of teeth	8
Clutch	Centrifugal
Cutter wheel drive	V-belt
Sweep system	Manual
Cutting range	
Above ground level	30 cm
Below ground level	20 cm
Sweep width	80 cm
Max cutting depth	2.3 cm per sweep
Operation	
Control panel	In the handle

Drive system	
Ground drive	Manual
Wheels	Ø365 x 100, 6 ply
Brake	Manual - 2 x Individual
Dimension	
Length	1670 mm
Width	680 mm
Height	1100 mm
Weight	130 kg
Optionals	
	Hour meter with oil/lubrication alarms
	Drawbar with ball coupling. Max speed 10 km/h
	Document tube
	Special color - (RAL color)